

Time-critical reactive systems (modelling)

Luís Soares Barbosa José Proença

HASLab - INESC TEC
Universidade do Minho
Braga, Portugal

March/April 2018

Motivation

Specifying an airbag saying that **in a car crash the airbag eventually inflates** maybe not enough, but:

in a car crash the airbag eventually inflates **within 20ms**

*Correctness in time-critical systems not only depends on the logical result of the computation, but also **on the time at which the results are produced***

[Baier & Katoen, 2008]

Examples of time-critical systems

Lip-synchronization protocol

Synchronizes the separate video and audio sources bounding on the amount of time mediating the presentation of a video frame and the corresponding audio frame. Humans tolerate less than 160 ms.

Bounded retransmission protocol

Controls communication of large files over infrared channel between a remote control unit and a video/audio equipment. Correctness depends crucially on

- transmission and synchronization delays
- time-out values for times at sender and receiver

And many others...

- medical instruments
- hybrid systems (eg for controlling industrial plants)

Motivation

- timed transition systems, timed Petri nets, timed IO automata, timed process algebras and other formalisms associate lower and upper bounds to transitions, but no **time constraints** to transverse the automaton.
- Expressive power is often somehow limited and **infinite**-state LTS (introduced to express **dense** time models) are difficult to handle in practice

Motivation

Example

Typical process algebra tools, such as mCRL2, are unable to express a system which has one action a which can only occur at time point 5 with the effect of moving the system to its initial state.

This example has, however, a simple description in terms of time measured by a **stopwatch**:

- 1 Set the stopwatch to 0
- 2 When the stopwatch measures 5, action a can occur. If a occurs go to 1., if not idle forever.

Motivation

This suggests resorting to an **automaton-based formalism** with an explicit notion of **clock** (stopwatch) to control availability of transitions.

Timed Automata [Alur & Dill, 90]

- emphasis on decidability of the model-checking problem and corresponding practically efficient algorithms
- infinite underlying timed transition systems are converted to **finitely large** symbolic transition systems where **reachability** becomes decidable (**region** or **zone** graphs)

Associated tools

- UPPAAL [Behrmann, David, Larsen, 04]
- KRONOS [Bozga, 98]

Motivation

UPPAAL = (Uppsala University + Aalborg University) [1995]

- A toolbox for modeling, simulation and verification of real-time systems
- where systems are modeled as networks of timed automata enriched with integer variables, structured data types, channel synchronisations and urgency annotations
- Properties are specified in a subset of CTL

www.uppaal.com

Timed automata

Finite-state machine equipped with a finite set of real-valued clock variables (**clocks**)

Clocks

- **dense-time** model
- clocks can only be **inspected** or
- **reset to zero**, after which they start increasing their value implicitly as time progresses
- the value of a clock corresponds to time elapsed since its last reset
- all clocks proceed synchronously (at the same rate)

Timed automata

Definition

$$\langle L, L_0, Act, C, Tr, Inv \rangle$$

where

- L is a set of **locations**, and $L_0 \subseteq L$ the set of **initial** locations
- Act is a set of **actions** and C a set of **clocks**
- $Tr \subseteq L \times \mathcal{C}(C) \times Act \times \mathcal{P}(C) \times L$ is the **transition relation**

$$l_1 \xrightarrow{g, a, U} l_2$$

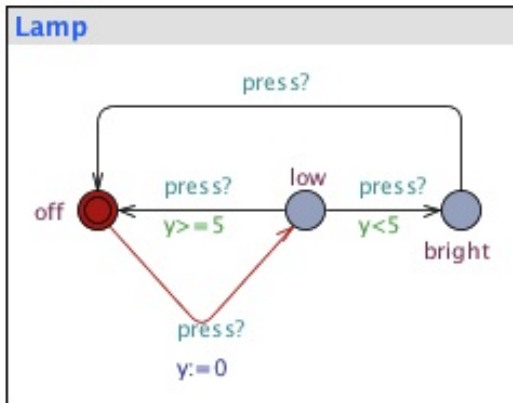
denotes a transition from location l_1 to l_2 , **labelled** by a , enabled if **guard** g is valid, which, when performed, **resets** the set U of **clocks**

- $Inv : L \rightarrow \mathcal{C}(C)$ is the assignment of **invariants** to locations

where $\mathcal{C}(C)$ denotes the set of clock constraints over a set C of clock variables

Example: the lamp interrupt

(extracted from UPPAAL)



Clock constraints

$\mathcal{C}(C)$ denotes the set of clock constraints over a set C of clock variables.
Each constraint is formed according to

$$g ::= x \square n \mid x - y \square n \mid g \wedge g \mid \text{true}$$

where $x, y \in C, n \in \mathbb{N}$ and $\square \in \{<, \leq, >, \geq, =\}$
used in

- **transitions** as **guards** (enabling conditions)

a transition cannot occur if its guard is invalid

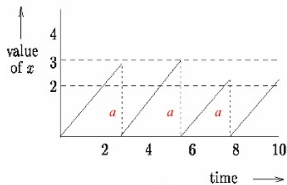
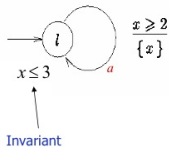
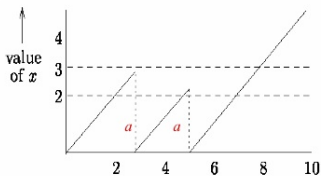
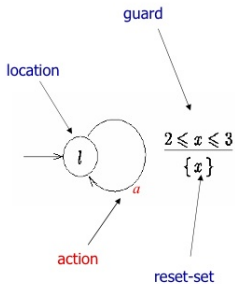
- **locations** as **invariants** (safety specifications)

a location must be left before its invariant becomes invalid

Note

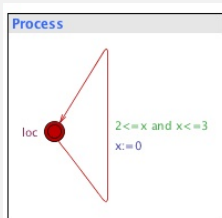
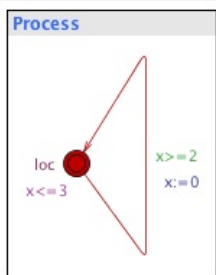
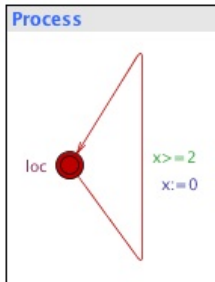
Invariants are the **only** way to force transitions to occur

Guards, updates & invariants



Transition guards & location invariants

Demo (in UPPAAL)



Parallel composition of timed automata

- Action labels as **channel** identifiers
- Communication by **forced handshaking** over a subset of common actions
- Can be defined as an associative binary operator (as in the tradition of process algebra) or as an automaton construction over a finite set of timed automata originating a so-called **network** of timed automata

Parallel composition of timed automata

Let $H \subseteq Act_1 \cap Act_2$. The parallel composition of ta_1 and ta_2 synchronizing on H is the timed automata

$$ta_1 \parallel_H ta_2 := \langle L_1 \times L_2, L_{0,1} \times L_{0,2}, Act_{\parallel_H}, C_1 \cup C_2, Tr_{\parallel_H}, Inv_{\parallel_H} \rangle$$

where

- $Act_{\parallel_H} = ((Act_1 \cup Act_2) - H) \cup \{\tau\}$

- $Inv_{\parallel_H} \langle l_1, l_2 \rangle = Inv_1(l_1) \wedge Inv_2(l_2)$

- Tr_{\parallel_H} is given by:

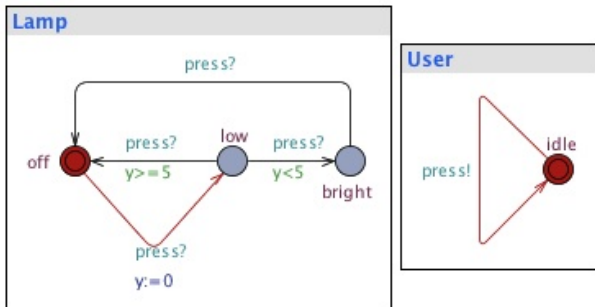
- $\langle l_1, l_2 \rangle \xrightarrow{g, a, U} \langle l'_1, l_2 \rangle$ if $a \notin H \wedge l_1 \xrightarrow{g, a, U} l'_1$

- $\langle l_1, l_2 \rangle \xrightarrow{g, a, U} \langle l_1, l'_2 \rangle$ if $a \notin H \wedge l_2 \xrightarrow{g, a, U} l'_2$

- $\langle l_1, l_2 \rangle \xrightarrow{g, \tau, U} \langle l'_1, l'_2 \rangle$ if $a \in H \wedge l_1 \xrightarrow{g_1, a, U_1} l'_1 \wedge l_2 \xrightarrow{g_2, a, U_2} l'_2$

with $g = g_1 \wedge g_2$ and $U = U_1 \cup U_2$

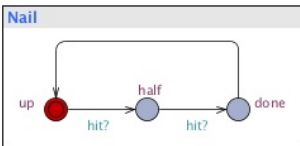
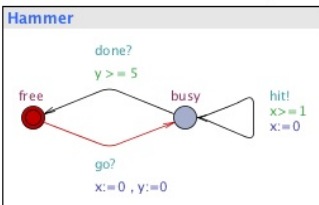
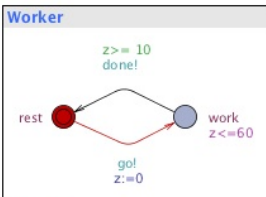
Example: the lamp interrupt as a closed system



UPPAAL:

- takes $H = Act_1 \cap Act_2$ (actually as **complementary** actions denoted by the **?** and **!** annotations)
- only deals with **closed** systems

Exercise: worker, hammer, nail



Timed Labelled Transition Systems

Syntax

Process Languages (eg CCS)

Timed Automaton

Semantics

LTS (Labelled Transition Systems)

TLTS (Timed LTS)

Timed LTS

Introduce **delay transitions** to capture the passage of time within a LTS:

$s \xrightarrow{a} s'$ for $a \in Act$, are ordinary transitions due to action occurrence

$s \xrightarrow{d} s'$ for $d \in \mathcal{R}^+$, are **delay** transitions

subject to a number of constraints, eg,

Timed Labelled Transition Systems

Syntax

Process Languages (eg CCS)
Timed Automaton

Semantics

LTS (Labelled Transition Systems)
TLTS (Timed LTS)

Timed LTS

Introduce **delay transitions** to capture the passage of time within a LTS:

$s \xrightarrow{a} s'$ for $a \in Act$, are ordinary transitions due to action occurrence

$s \xrightarrow{d} s'$ for $d \in \mathcal{R}^+$, are **delay** transitions

subject to a number of constraints, eg,

Dealing with time in system models

Timed LTS

- time additivity

$$(s \xrightarrow{d} s' \wedge 0 \leq d' \leq d) \Rightarrow s \xrightarrow{d'} s'' \xrightarrow{d-d'} s' \text{ for some state } s''$$

- delay transitions are **deterministic**

$$(s \xrightarrow{d} s' \wedge s \xrightarrow{d} s'') \Rightarrow s' = s''$$

Semantics of Timed Automata

Semantics of TA:

Every TA ta defines a TLTS

$$\mathcal{T}(ta)$$

whose states are pairs

$$\langle \text{location}, \text{clock valuation} \rangle$$

with **infinitely**, even **uncountably** many states, and infinite branching

Clock valuations

Definition

A **clock valuation** η for a set of clocks C is a function

$$\eta : C \longrightarrow \mathcal{R}_0^+$$

assigning to each clock $x \in C$ its current value ηx .

Satisfaction of clock constraints

$$\eta \models x \square n \Leftrightarrow \eta x \square n$$

$$\eta \models x - y \square n \Leftrightarrow (\eta x - \eta y) \square n$$

$$\eta \models g_1 \wedge g_2 \Leftrightarrow \eta \models g_1 \wedge \eta \models g_2$$

Operations on clock valuations

Delay

For each $d \in \mathcal{R}_0^+$, valuation $\eta + d$ is given by

$$(\eta + d)x = \eta x + d$$

Reset

For each $R \subseteq C$, valuation $\eta[R]$ is given by

$$\begin{cases} \eta[R]x = \eta x & \Leftarrow x \notin R \\ \eta[R]x = 0 & \Leftarrow x \in R \end{cases}$$

From ta to $\mathcal{T}(ta)$

Let $ta = \langle L, L_0, Act, C, Tr, Inv \rangle$

$$\mathcal{T}(ta) = \langle S, S_0 \subseteq S, N, T \rangle$$

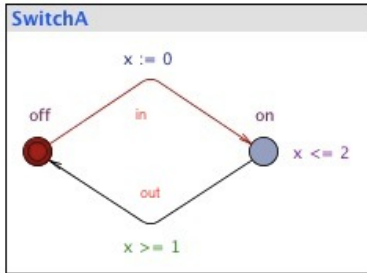
where

- $S = \{ \langle l, \eta \rangle \in L \times (\mathcal{R}_0^+)^C \mid \eta \models Inv(l) \}$
- $S_0 = \{ \langle l_0, \eta \rangle \mid l_0 \in L_0 \wedge \eta x = 0 \text{ for all } x \in C \}$
- $N = Act \cup \mathcal{R}_0^+$ (ie, transitions can be labelled by actions or delays)
- $T \subseteq S \times N \times S$ is given by:

$$\langle l, \eta \rangle \xrightarrow{a} \langle l', \eta' \rangle \iff \exists_{l'' \xrightarrow{g, a, U} l' \in Tr} \eta \models g \wedge \eta' = \eta[U] \wedge \eta' \models Inv(l')$$

$$\langle l, \eta \rangle \xrightarrow{d} \langle l, \eta + d \rangle \iff \exists_{d \in \mathcal{R}_0^+} \eta + d \models Inv(l)$$

Example: the simple switch

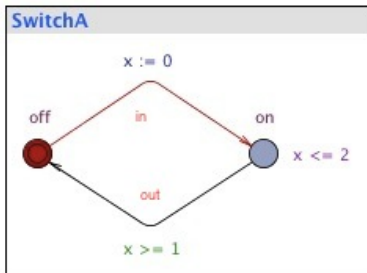


$\mathcal{T}(\text{SwitchA})$

$$S = \{\langle \text{off}, t \rangle \mid t \in \mathcal{R}_0^+\} \cup \{\langle \text{on}, t \rangle \mid 0 \leq t \leq 2\}$$

where t is a shorthand for η such that $\eta x = t$

Example: the simple switch



$\mathcal{T}(\text{SwitchA})$

$$\langle \text{off}, t \rangle \xrightarrow{d} \langle \text{off}, t + d \rangle \text{ for all } t, d \geq 0$$

$$\langle \text{off}, t \rangle \xrightarrow{\text{in}} \langle \text{on}, 0 \rangle \text{ for all } t \geq 0$$

$$\langle \text{on}, t \rangle \xrightarrow{d} \langle \text{on}, t + d \rangle \text{ for all } t, d \geq 0 \text{ and } t + d \leq 2$$

$$\langle \text{on}, t \rangle \xrightarrow{\text{out}} \langle \text{off}, t \rangle \text{ for all } 1 \leq t \leq 2$$

Note

- The elapse of time in timed automata **only** takes place in locations:
- ... actions take place instantaneously
- Thus, several actions may take place at a single time unit

Behaviours

- Paths in $\mathcal{T}(ta)$ are **discrete representations of continuous-time behaviours** in ta
- ... at least they indicate the states immediately before and after the execution of an action
- However, as interval delays may be realised in **uncountably** many different ways, different paths may represent the same behaviour
- ... but not all paths correspond to valid (**realistic**) behaviours:

undesirable paths:

- **time-convergent** paths
- **timelock** paths
- **zeno** paths

Behaviours

- Paths in $\mathcal{T}(ta)$ are **discrete representations of continuous-time behaviours** in ta
- ... at least they indicate the states immediately before and after the execution of an action
- However, as interval delays may be realised in **uncountably** many different ways, different paths may represent the same behaviour
- ... but not all paths correspond to valid (**realistic**) behaviours:

undesirable paths:

- **time-convergent** paths
- **timelock** paths
- **zeno** paths

Time-convergent paths

$$\langle l, \eta \rangle \xrightarrow{d_1} \langle l, \eta + d_1 \rangle \xrightarrow{d_2} \langle l, \eta + d_1 + d_2 \rangle \xrightarrow{d_3} \langle l, \eta + d_1 + d_2 + d_3 \rangle \xrightarrow{d_4} \dots$$

such that

$$\forall i \in \mathbb{N}. d_i > 0 \wedge \sum_{i \in \mathbb{N}} d_i = d$$

ie, the **infinite sequence of delays converges toward d**

- Time-convergent path are **counterintuitive**; as their existence cannot be avoided, they are simply **ignored** in the semantics of Timed Automata
- Time-**divergent** paths are the ones in which time always progresses

Time-convergent paths

Definition

An infinite path fragment ρ is **time-divergent** if $\text{ExecTime}(\rho) = \infty$
Otherwise is **time-convergent**.

where

$$\text{ExecTime}(\rho) = \sum_{i=0.. \infty} \text{ExecTime}(\delta)$$
$$\text{ExecTime}(\delta) = \begin{cases} 0 & \Leftarrow \delta \in \text{Act} \\ \delta & \Leftarrow \delta \in \mathcal{R}_0^+ \end{cases}$$

for ρ a path and δ a label in $\mathcal{T}(ta)$

Timelock paths

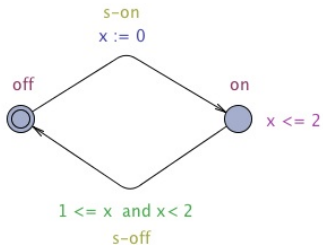
Definition

A path is **timelock** if it contains a state with a timelock, ie, a **state from which there is not any time-divergent path**

A **timelock** represents a situation that causes time progress to halt (e.g. when it is impossible to leave a location before its invariant becomes invalid)

- any **terminal state** (\neq terminal location) in $\mathcal{T}(ta)$ contains a timelock
- ... but not all timelocks arise as terminal states in $\mathcal{T}(ta)$

Timelock paths

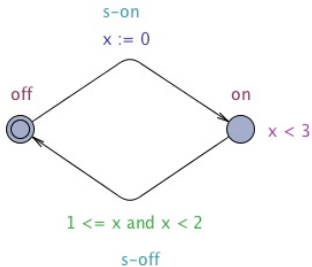


State $\langle on, 2 \rangle$ is reachable through path

$$\langle off, 0 \rangle \xrightarrow{s-on} \langle on, 0 \rangle \xrightarrow{2} \langle on, 2 \rangle$$

and is terminal

Timelock paths



State $\langle on, 2 \rangle$ is not terminal but has a **convergent** path:

$$\langle on, 2 \rangle \langle on, 2.9 \rangle \langle on, 2.99 \rangle \langle on, 2.999 \rangle \dots$$

Zeno

In a Timed Automaton

- The elapse of time only takes place at **locations**
- Actions occur **instantaneously**: at a single time instant several actions may take place

... it may perform **infinitely** many actions in a **finite** time interval
(non realizable because it would require infinitely fast processors)

Definition

An infinite path fragment ρ is **zeno** if it is **time-convergent** and **infinitely many actions occur** along it

A timed automaton ta is **non-zeno** if there is not an initial zeno path in $\mathcal{T}(ta)$

Zeno

In a Timed Automaton

- The elapse of time only takes place at **locations**
- Actions occur **instantaneously**: at a single time instant several actions may take place

... it may perform **infinitely** many actions in a **finite** time interval
(non realizable because it would require infinitely fast processors)

Definition

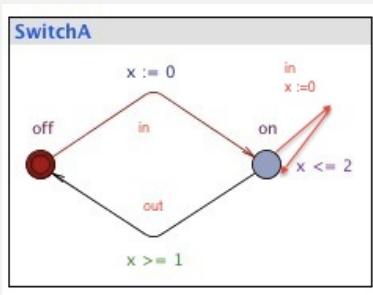
An infinite path fragment ρ is **zeno** if it is **time-convergent** and **infinitely many actions occur along it**

A timed automaton ta is **non-zeno** if there is not an initial zeno path in $\mathcal{T}(ta)$

Zeno

Example

Suppose the user can press the *in* button when the light is *on* in



In doing so clock x is reset to 0 and light stays *on* for more 2 time units (unless the button is pushed again ...)

Zeno

Example

Typical paths: The user presses *in* infinitely fast:

$$\langle \text{off}, 0 \rangle \xrightarrow{\text{in}} \langle \text{on}, 0 \rangle \xrightarrow{\text{in}} \langle \text{on}, 0 \rangle \xrightarrow{\text{in}} \langle \text{on}, 0 \rangle \xrightarrow{\text{in}} \langle \text{on}, 0 \rangle \xrightarrow{\text{in}} \dots$$

The user presses *in* faster and faster:

$$\langle \text{off}, 0 \rangle \xrightarrow{\text{in}} \langle \text{on}, 0 \rangle \xrightarrow{0.5} \langle \text{on}, 0.5 \rangle \xrightarrow{\text{in}} \langle \text{on}, 0 \rangle \xrightarrow{0.25} \langle \text{on}, 0.25 \rangle \xrightarrow{\text{in}} \langle \text{on}, 0 \rangle \xrightarrow{0.125} \dots$$

How can this be fixed?

Time shall pass!

Zeno

Sufficient criterion for nonzenoness

A timed automaton is nonzeno if on any of its control cycles time advances with at least some **constant amount** (≥ 0). Formally, if for every control cycle

$$l_0 \xrightarrow{g_0, a_0, U_0} l_1 \xrightarrow{g_1, a_1, U_1} \dots \xrightarrow{g_n, a_n, U_n} l_0$$

there exists a clock $x \in C$ such that

- ① $x \in U_i$ (for $0 \leq i \leq n$)
- ② for all clock valuations η , there is a $c \in \mathbb{N}_{>0}$ such that

$$\eta(x) < c \Rightarrow ((\eta \not\models g_j) \vee \neg \text{Inv}(l_j)) \text{ for some } 0 \leq j \leq n$$

Warning

Both

- timelocks
- zenoness

are **modelling flaws** and need to be avoided.

Example

In the example above, it is enough to impose a non zero minimal delay between successive button pushings.

UPPAAL

... an editor, simulator and model-checker for TA with extensions ...
Editor.

- Templates and instantiations
- Global and local declarations
- System definition

Simulator.

- Viewers: automata animator and message sequence chart
- Control (eg, trace management)
- Variable view: shows values of the integer variables and the clock constraints defining symbolic states

Verifier.

- (see next session)

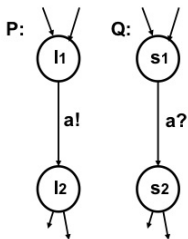
Extensions (modelling view)

- **templates** with **parameters** and an **instantiation mechanism**
- **data expressions** over **bounded integer variables** (eg, `int[2..45] x`) allowed in **guards**, **assignments** and **invariants**
- rich set of **operators** over integer and booleans, including bitwise operations, arrays, initializers ... in general a whole **subset of C** is available
- **non-standard** types of **synchronization**
- **non-standard** types of **locations**

Extension: broadcast synchronization

- A sender can synchronize with an arbitrary number of receivers
- Any receiver that can synchronize in the current state must do so
- Broadcast sending is never blocking (the send action can occur even with no receivers).

Extension: urgent synchronization

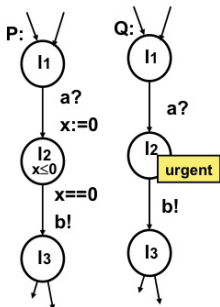


Channel a is declared **urgent chan a** if both edges are to be taken as soon as they are ready (**simultaneously** in locations l_1 and s_1).

Note the problem can **not** be solved with **invariants** because locations l_1 and s_1 can be reached at different moments

- No delay allowed if a synchronization transition on an urgent channel is enabled
- Edges using urgent channels for synchronization cannot have time constraints (ie, clock guards)

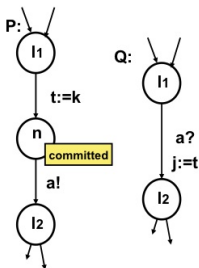
Extension: urgent location



- Time does not progress but interleaving with normal location is allowed
- Both models are equivalent: **no delay at an urgent location**
- but the use of **urgent location** reduces the number of clocks in a model and simplifies analysis

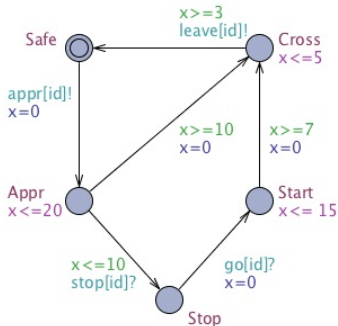
Extension: committed location

- delay is not allowed and the committed transition must be left in the next instant (or one of them if there are several), i.e., next transition must involve an outgoing edge of at least one of the committed locations



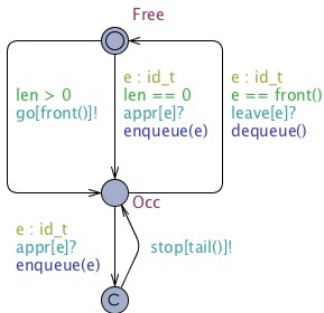
- Our aim is to pass the value k to variable j (via global variable t)
- Location n is **committed** to ensure that no other automata can assign j before the assignment $j := t$

The train gate example



- Events model approach/leave, order to stop/go
- A train can not be stopped or restart instantly
- After approaching it has 10m to receive a stop.
- After that it takes further 10 time units to reach the bridge
- After restarting takes 7 to 15m to reach the cross and 3-5 to cross

The train gate example



- Note the use of parameters and the select clause on transitions
- Programming ...