

Lecture 6: String diagrams and dagger categories - I

Summary.

- (1) \otimes -separability and \cdot -separability. Duality between processes and states.
- (2) String diagrams. Looking for old friends: transpose, trace, partial trace, adjoint, conjugate, inner product.

Luís Soares Barbosa,

UNIV. MINHO (*Informatics Dep.*) & INL (*Quantum Software Engineering Group*)

Introduction.

String diagrams are circuits in which inputs (outputs) can be connected to inputs (outputs). Such diagrams can be interpreted by process theories capturing typical characteristics of quantum theory, namely non-separability and the duality between processes and bipartite states. This first lecture introduces the extended circuit language and the representation of a number of familiar concepts: transpose, trace, partial trace, adjoint, conjugate, inner product. The corresponding categorical framework to provide a suitable axiomatization will be discussed in an accompanying lecture¹.

Separability.

The whole is more than the sum of parts:

A state is \otimes -separable if there exist two states into which it can be decomposed in parallel through \otimes :

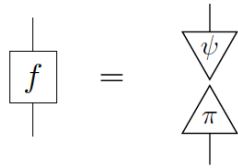
The diagram shows a large downward-pointing triangle labeled ψ with two vertical lines extending upwards from its top edge. This is followed by an equals sign, then two smaller downward-pointing triangles labeled ψ_1 and ψ_2 , each with one vertical line extending upwards from its top edge.

Exercise 1

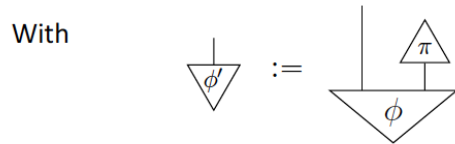
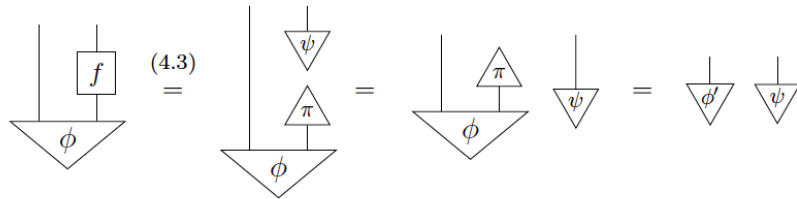
Determine which states are \otimes -separable in the theory of functions and in the theory of relations.

A state is \cdot -separable if there exist two states into which it can be decomposed sequentially through \cdot :

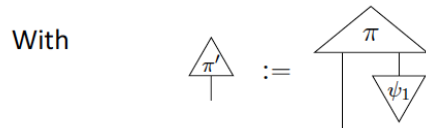
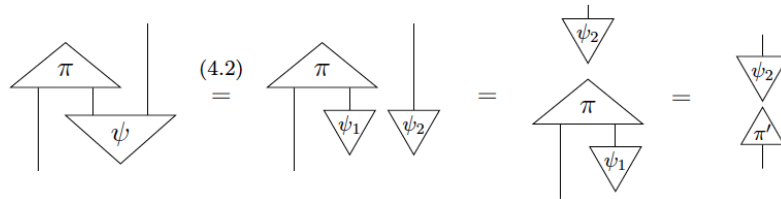
¹Pictures are taken from Coecke and Kissinger book, *Picturing Quantum processes*, CUP, 2017.



Both notions of separability are related as follows:



and

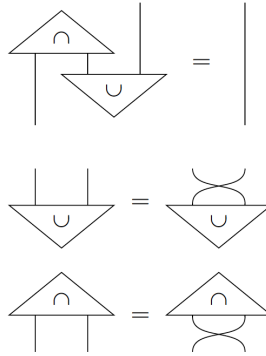


Exercise 2

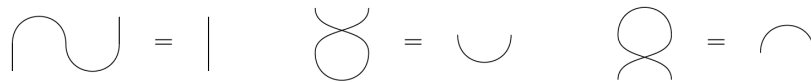
Determine which states are $\bar{\cdot}$ -separable in the theory of functions. Explain in what sense a process theory in which every process is $\bar{\cdot}$ -separable becomes trivial.

String diagrams.

String diagrams are circuits equipped with a special *cup* state \cup_A and a special *cap* effect \cap_A , for every type A , such that



which can be written as



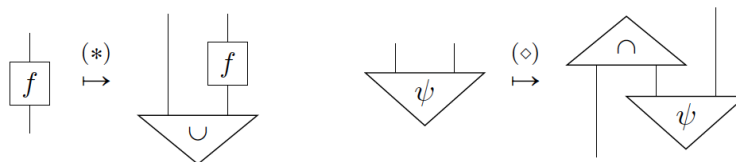
which form the so-called *yanking equations*.

Exercise 3

Show that



In this case the following maps are mutually inverse



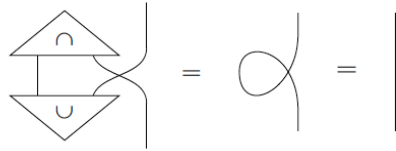
Exercise 4

Verify this statement and its converse.

This means that string diagrams form the language of process theories in which processes and bipartite states are in bijective correspondence. One may also say that a string diagram is a circuit whose inputs (outputs) can be connected to inputs (outputs).

Exercise 5

Show that



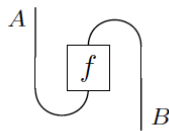
Exercise 6

Which relations correspond to \cup_A and \cap_A in the process theory of relations?

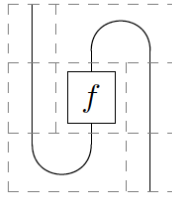
We will introduce now a number of basic notions one got used to in linear algebra and quantum theory formulated in terms of string diagrams. Later they will be suitably interpreted in concrete process theories.

Meeting old friends: transposition

The transpose $f^T : B \rightarrow A$ of a process $f : A \rightarrow B$ is the process



Clearly (but differently from the *inverse* process) it can be realised by a string diagram involving f :



which corresponds to the following expression

$$f^T = (\text{id}_A \otimes \cup_B) \cdot (\text{id}_A \otimes f \otimes \text{id}_B) \cdot (\cap_A \otimes \text{id}_B)$$

Exercise 7

Show that

- Transposition is involutive.
- The transpose of a cap is a cup and vice-versa.

A transpose can be built in the diagram notation as follows, corresponding to a 180 rotation:



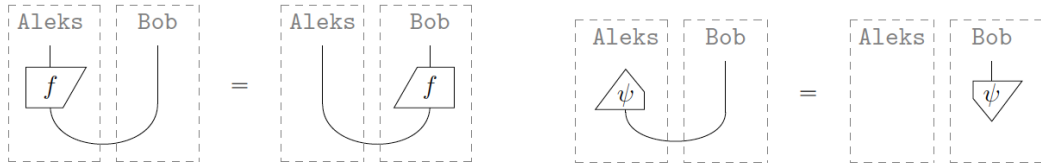
Exercise 8

Show that

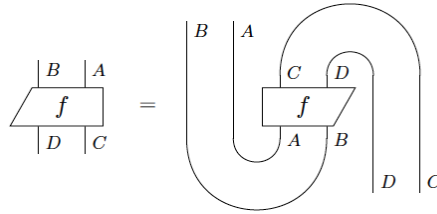


i.e. boxes can slide along caps and cups.

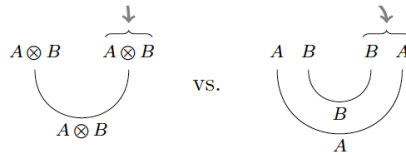
From an operational point of view, transposition can be regarded as a perfect correlation: as soon as a component of the system obtains an effect, the other component will be in the corresponding state:



However, to transpose bipartite states requires a special care. Actually,



leads to a type mismatch:

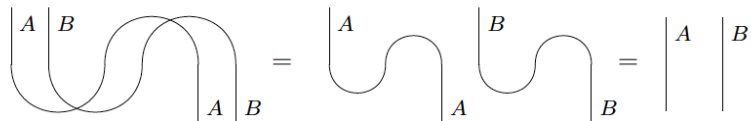


Alternative cross-cup/cap are defined as follows,

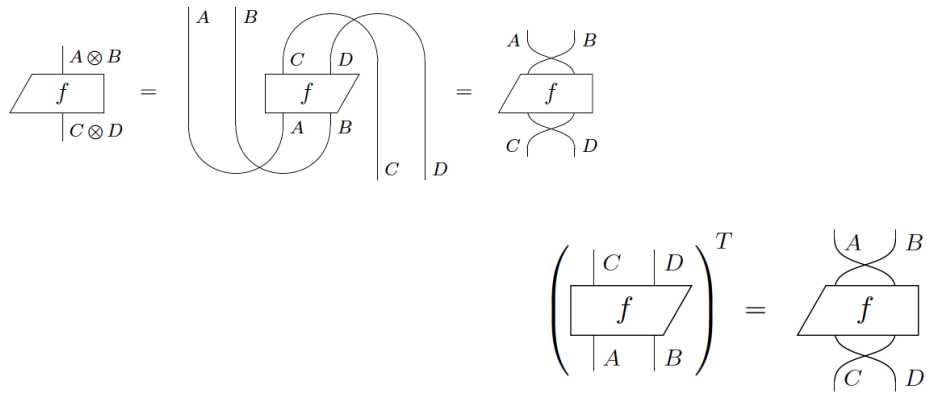
$$A \otimes B \text{ (cup) } := A \text{ } B \text{ (cross-cup) } A \text{ } B$$

$$A \otimes B \text{ (cap) } := A \text{ } B \text{ (cross-cap) } A \text{ } B$$

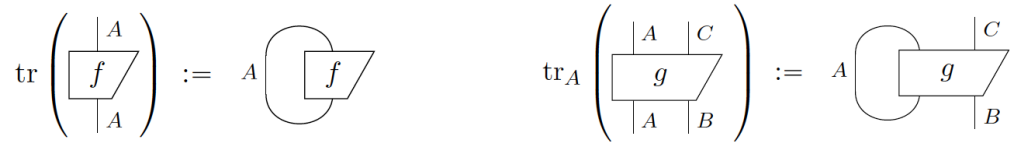
which are well-behaved wrt yanking



leading to an alternative notion of transposition, called the *algebraic transpose*:

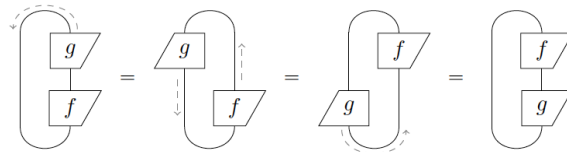


Meeting old friends: trace and partial trace



Exercise 9

Formulate as an expression the statement of the theorem whose proof is as follows:




Meeting old friends: adjoints

The adjoint of a state is the effect testing for it, which in a string diagram is represented by a vertical reflexion:

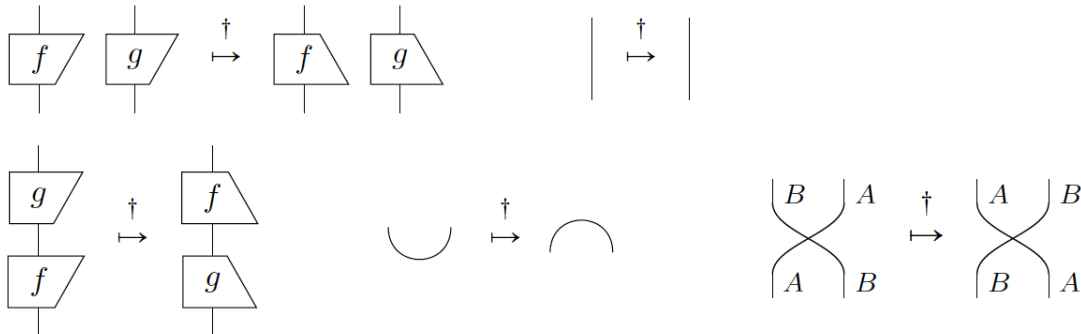


Thus the following are equivalent



i.e. if a process transforms a state into another, its adjoint transforms the corresponding effects.

Properties



Note that the concrete definition of an adjoint depends on the process theory at hands. Clearly, it is expected

- to be involutive
- to reflect diagrams
- and to be definite, i.e.

$$\begin{array}{c} \psi \\ \hline \psi \end{array} = 0 \iff \begin{array}{c} \downarrow \\ \psi \end{array} = 0$$

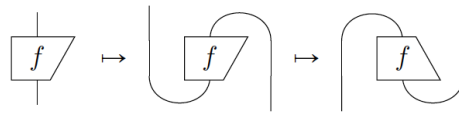
Exercise 10

What are adjoints in the theory of relations?

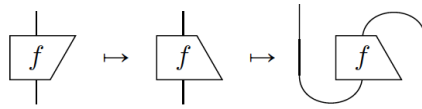
Meeting old friends: conjugates

Conjugates are combinations of adjoints with transposes (by any order), and therefore are expressed in string diagrams by an *horizontal reflection*.

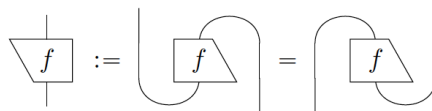
- transpose, then adjoint



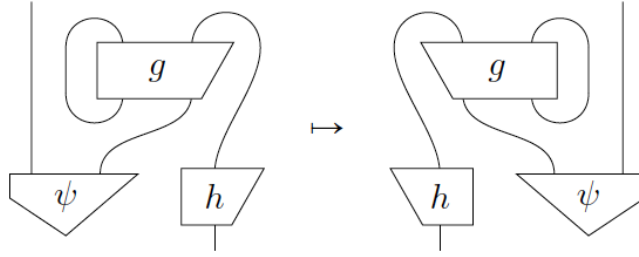
- adjoint, then transpose



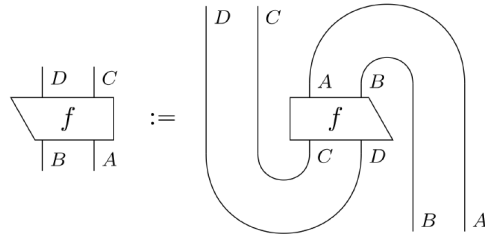
The conjugate of a process is the transpose of its adjoint (or the adjoint of its tranposition), depicted graphically as



As transposes and adjoints, conjugates mirrors entire diagrams in both vertical and horizontal directions:

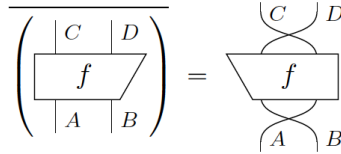


Note that conjugating a process with multiple inputs and outputs is order-reversing

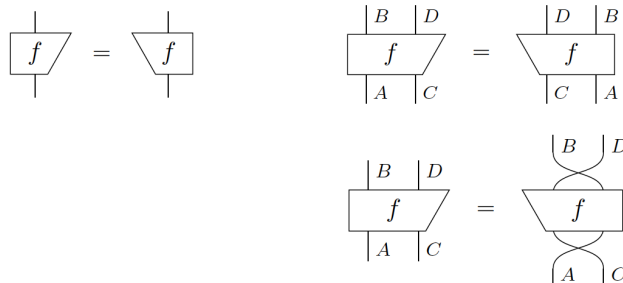


This can be avoided by replacing the transpose by the algebraic transpose, thus defining the *algebraic-conjugate* as follows

$$\bar{f} := (f^\top)^\dagger = (f^\dagger)^\top$$



Processes that are equal to their own (algebraic) conjugates are said to be (algebraic) self-conjugates:



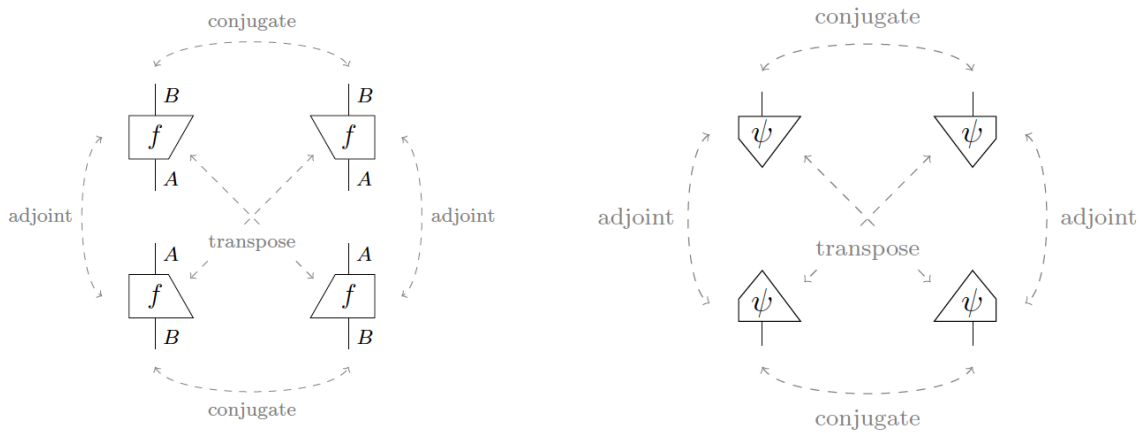
Exercise 11













Show that caps and cups are (algebraic) self-conjugates.

Exercise 12

Discuss which relations are (algebraic) self-conjugate.

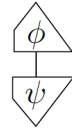
Summing up



	 := 		 := 
any state ψ	ψ 's transpose	ψ 's adjoint	ψ 's conjugate
	 := 		 := 
any process f	f 's transpose	f 's adjoint	f 's conjugate

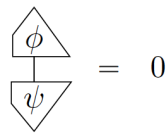
Meeting old friends: inner product

The inner product

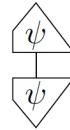


has a clear intuitive meaning: Since the adjoint of a state gives the effect that tests for that state, the inner product expresses *testing state ψ for being state ϕ* .

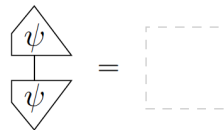
- Orthonormal states:



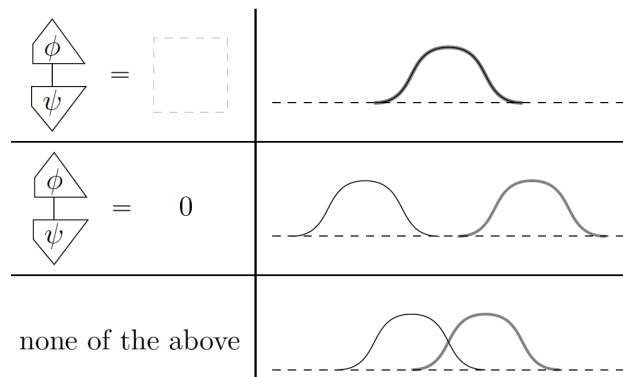
- The squared norm is the inner product with itself:



- Normalised state:



The inner product computes how much similar states are:



Exercise 13

Discuss the following diagrams in the process theory of relations:

$$\begin{array}{c} \triangle \\ \text{0} \end{array} \begin{array}{c} \text{---} \\ | \\ \text{---} \end{array} \begin{array}{c} \triangle \\ \text{0} \end{array} = \begin{array}{c} \triangle \\ \text{0} \end{array} \begin{array}{c} \text{---} \\ | \\ \text{---} \end{array} \begin{array}{c} \triangle \\ \mathbb{B} \end{array} = \begin{array}{c} \triangle \\ \mathbb{B} \end{array} \begin{array}{c} \text{---} \\ | \\ \text{---} \end{array} \begin{array}{c} \triangle \\ \mathbb{B} \end{array} = \square \\
 \begin{array}{c} \triangle \\ \text{0} \end{array} \begin{array}{c} \text{---} \\ | \\ \text{---} \end{array} \begin{array}{c} \triangle \\ \text{1} \end{array} = \begin{array}{c} \triangle \\ \text{0} \end{array} \begin{array}{c} \text{---} \\ | \\ \text{---} \end{array} \begin{array}{c} \triangle \\ \emptyset \end{array} = \begin{array}{c} \triangle \\ \mathbb{B} \end{array} \begin{array}{c} \text{---} \\ | \\ \text{---} \end{array} \begin{array}{c} \triangle \\ \emptyset \end{array} = \mathbf{0}$$

Properties

- $\overline{\langle \phi | \psi \rangle} = \langle \psi | \phi \rangle$ conjugate symmetric
- $\langle \phi | \alpha \cdot \psi \rangle = \alpha \cdot \langle \psi | \phi \rangle$ linearity (preserves scalars on the second argument)
- $\langle \alpha \cdot \phi | \psi \rangle = \bar{\alpha} \cdot \langle \psi | \phi \rangle$ conjugate linearity (conjugates scalars on the first argument)
- $\langle \phi | \phi \rangle = 0 \Leftrightarrow |\phi\rangle = 0$ positive definite

Diagrammatic proofs:

$$\overline{\left(\begin{array}{c} \triangle \\ \phi \\ \text{---} \\ | \\ \text{---} \\ \psi \\ \triangle \end{array} \right)} = \begin{array}{c} \triangle \\ \phi \\ \text{---} \\ | \\ \text{---} \\ \psi \\ \triangle \end{array} \stackrel{(4.16)}{=} \begin{array}{c} \psi \\ \triangle \end{array} \begin{array}{c} \text{---} \\ | \\ \text{---} \end{array} \begin{array}{c} \phi \\ \triangle \end{array} \stackrel{(4.8)}{=} \begin{array}{c} \triangle \\ \psi \\ \text{---} \\ | \\ \text{---} \\ \phi \\ \triangle \end{array}$$

Making

$$\begin{array}{c} \text{---} \\ | \\ \text{---} \\ \lambda \cdot \psi \\ \triangle \end{array} := \triangle \begin{array}{c} \text{---} \\ | \\ \text{---} \\ \psi \\ \triangle \end{array}$$

$$\begin{array}{c} \triangle \\ \phi \\ \text{---} \\ | \\ \text{---} \\ \lambda \cdot \psi \\ \triangle \end{array} = \triangle \begin{array}{c} \triangle \\ \phi \\ \text{---} \\ | \\ \text{---} \\ \psi \\ \triangle \end{array} \quad \text{and} \quad \begin{array}{c} \triangle \\ \lambda \cdot \phi \\ \text{---} \\ | \\ \text{---} \\ \psi \\ \triangle \end{array} = \left(\triangle \begin{array}{c} \text{---} \\ | \\ \text{---} \\ \phi \\ \triangle \end{array} \right)^\dagger \circ \begin{array}{c} \text{---} \\ | \\ \text{---} \\ \psi \\ \triangle \end{array} = \triangle \begin{array}{c} \triangle \\ \phi \\ \text{---} \\ | \\ \text{---} \\ \psi \\ \triangle \end{array}$$